


1/4" Square Single-Turn Cermet Sealed Trimmers

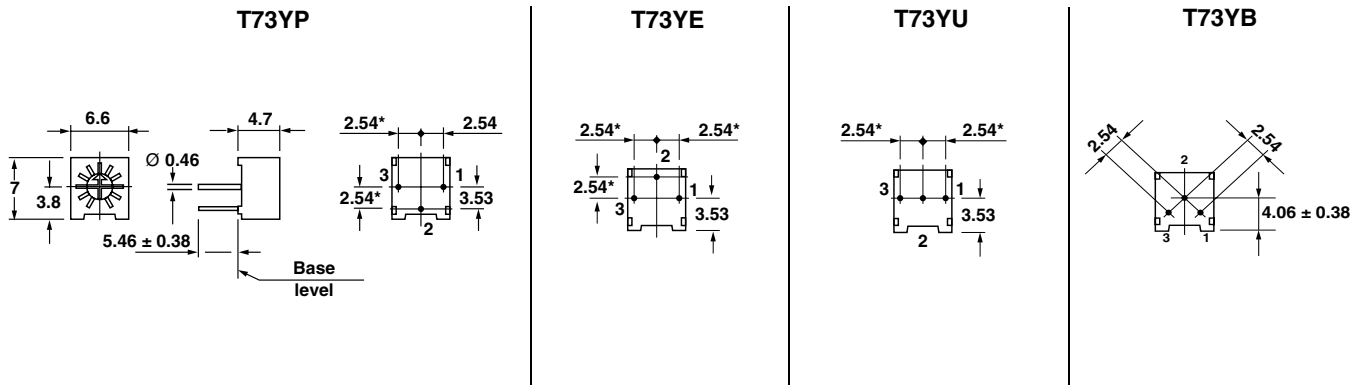
FEATURES

- Industrial grade
- Fully sealed
- Miniature package
- Rotor designed for automatic machine adjust interface
- Withstands harsh environments and immersion cleaning process

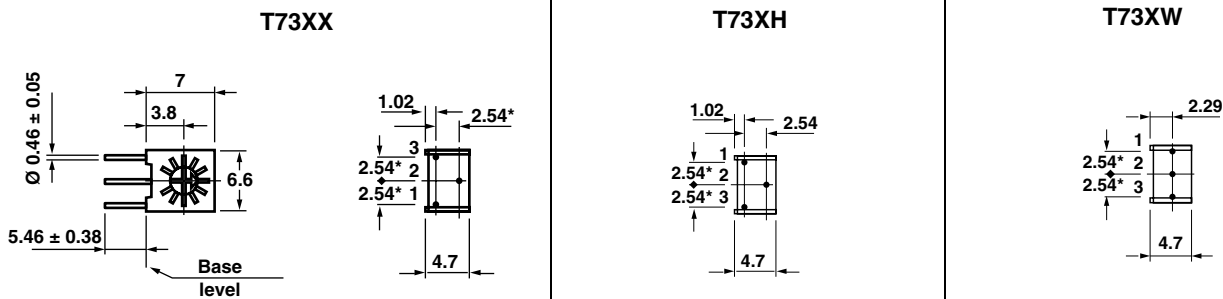


DIMENSIONS in millimeters

T73Y Top adjust



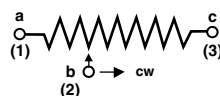
T73X Side adjust



Tolerances unless otherwise specified ± 0.25 mm

Cruciform slot $\varnothing 3$
long 2.77, wide 0.64 - deep 0.89

CIRCUIT DIAGRAM





1/4" Square Single-Turn
Cermet Sealed Trimmers

Vishay Sfernice

ELECTRICAL SPECIFICATIONS	
Resistive Element	Cermet
Electrical Travel	240° nominal
Resistance Range	10 Ω to 2 MΩ
Standard Series	1 - 2 - 5
Tolerance Standard	± 10 %
Power Rating	Linear Logarithmic
	0.5 W at 70 °C not applicable
Temperature Coefficient	± 100 ppm/°C
Limiting Element Voltage	300 V
Contact Resistance Variation	1 % or 3 Ω max. whichever is greater
Absolute Minimum Resistance	1 % or 2 Ω max. whichever is greater
Adjustability	± 0.05 % voltage ± 0.15 % resistance
Resolution	infinite
Insulation Resistance (500 V DC)	10 ³ MΩ minimum
Dielectric Strength	900 Vac sea level 350 Vac 80 000 feet

MECHANICAL SPECIFICATIONS

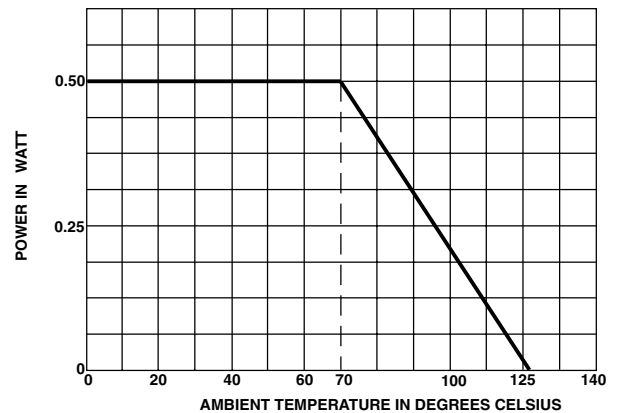
Mechanical Travel	270°
Operating Torque (max. Ncm)	2.1
End Stop Torque (max. Ncm)	4.9
Unit Weight (max. g)	0.6

ENVIRONMENTAL SPECIFICATIONS

Temperature Range	- 55 °C to + 125 °C
Climatic Category	55/100/56
Seal Test	85 °C Fluorinert**
Flammability	UL 94-VO

** Fluorinert is a registered trademark of 3M Co.

POWER RATING CHART



PERFORMANCE		
TESTS	CONDITIONS	TYPICAL VALUES AND DRIFTS
Load Life	1000 hours - 0.5 W at + 70 °C	$\frac{\Delta R}{R} \leq 3 \%$ CRV < 3 Ω or 3 % whichever is greater
Shock	100 g	$\frac{\Delta R}{R} < \pm 1 \%$ $\frac{\Delta V}{V} < \pm 1 \%$
Vibration	30 g	$\frac{\Delta R}{R} < \pm 1 \%$ $\frac{\Delta V}{V} \leq \pm 1 \%$
Humidity	Mil-STD202 method 103 - 96 hours	$\frac{\Delta R}{R} < \pm 2 \%$ i.R. 10 MΩ
Rotational Life	200 cycles	CRV < 3 Ω or 3 % whichever is greater



STANDARD RESISTANCE ELEMENT DATA				
STANDARD RESISTANCE VALUES	LINEAR LAW			TCR - 55 °C + 125 °C
	MAX. POWER AT 70 °C	MAX. WORKING VOLTAGE	MAX. WIPER CUR.	
Ω	W	V	mA	ppm/°C
10	0.5	2.2	224	± 100
20	↓	3.2	160	
50		5	100	
100		7.1	70	
200		10	50	
500		15.8	32	
1K		22.4	22	
2K		31.6	16	
5K		50	10	
10K		70.7	7.1	
20K		100	5	
50K	158.1	3.2		
100K	0.50	223.6	2.2	
200K	0.45	300	1.5	
500K	0.18	300	0.60	
1M	0.09	300	0.30	
2M	0.05	300	0.15	

MARKING

Printed: VISHAY trademark, resistance code, terminal numbers, date code, manufacturer's model number and style

PACKAGING
- In tube by 50 pieces, code TU50
- Tape and reel for model YU, code TR750 and XW, code TR100

ORDERING INFORMATION					
T73 SERIES	YP STYLE	500 kΩ OHMIC VALUE	± 10 % TOLERANCE	TU50 PACKAGING	e3 LEAD FINISH
	XX YP XH YE XW YU YB			TU50 On request: TR750 TR1000	e3: pure Sn

SAP PART NUMBERING GUIDELINES														
T	7	3	Y	P	5	0	4	K	T	2	0			
MODEL			STYLE		OHMIC VALUE			TOL	PACKAGING CODE			SPECIAL (IF APPLICABLE)		
See the end of this data book for conversion tables														



Disclaimer

All product specifications and data are subject to change without notice.

Vishay Intertechnology, Inc., its affiliates, agents, and employees, and all persons acting on its or their behalf (collectively, "Vishay"), disclaim any and all liability for any errors, inaccuracies or incompleteness contained herein or in any other disclosure relating to any product.

Vishay disclaims any and all liability arising out of the use or application of any product described herein or of any information provided herein to the maximum extent permitted by law. The product specifications do not expand or otherwise modify Vishay's terms and conditions of purchase, including but not limited to the warranty expressed therein, which apply to these products.

No license, express or implied, by estoppel or otherwise, to any intellectual property rights is granted by this document or by any conduct of Vishay.

The products shown herein are not designed for use in medical, life-saving, or life-sustaining applications unless otherwise expressly indicated. Customers using or selling Vishay products not expressly indicated for use in such applications do so entirely at their own risk and agree to fully indemnify Vishay for any damages arising or resulting from such use or sale. Please contact authorized Vishay personnel to obtain written terms and conditions regarding products designed for such applications.

Product names and markings noted herein may be trademarks of their respective owners.