



BAT54 SERIES

SURFACE MOUNT SCHOTTKY BARRIER

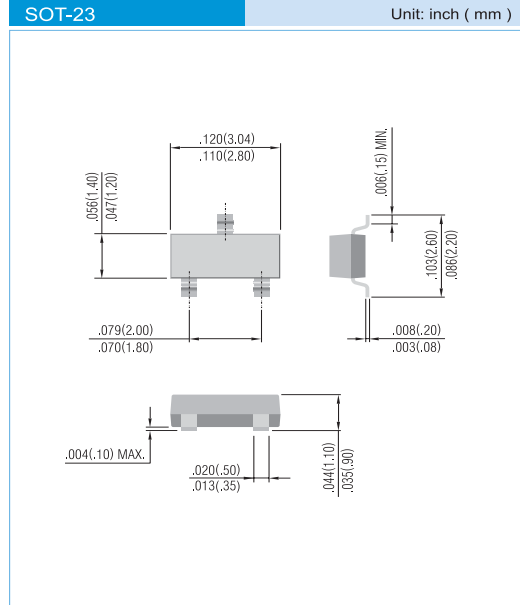
VOLTAGE 30 Volts **CURRENT** 0.2 Amperes

FEATURES

- Low turn-on voltage
- Fast switching
- PN Junction Guard Ring for Transient and ESD Protection.
- In compliance with EU RoHS 2002/95/EC directives

MECHANICAL DATA

- Case: SOT-23, Plastic
- Terminals: Solderable per MIL-STD-750, Method 2026
- Approx. Weight: 0.008 gram



MAXIMUM RATINGS AND ELECTRICAL CHARACTERISTICS

Ratings at 25°C ambient temperature unless otherwise specified. For capacitive load, derate current by 20%.

Parameter	Symbol	BAT54	BAT54A	BAT54C	BAT54S	Units
Marking code	-	L4	L42	L43	L44	-
Peak Repetitive Reverse Voltage	V_{RRM}	30				V
Maximum Average Forward Current at Ta=75°C	$I_{F(AV)}$	0.2				A
Peak Forward Surge Current, 1.0s (JEDEC method)	I_{FSM}	0.6				A
Maximum Instantaneous Forward Voltage @ $I_F=1mA$ @ $I_F=100mA$	V_F	0.32 1.0				V
Maximum DC Reverse Current at Rated DC Blocking Voltage @ $V_R=25V$	I_R	2.0				uA
Junction Capacitance at $V_R=1V$	C_J	10				pF
Thermal Resistance, Junction to Ambient	$R_{\theta JA}$	500				°C/ W
Operating Junction and Storage Temperature Range	T_J, T_{STG}	-55 TO +125				°C
Circuit Figure	-	Single	Common Anode	Common Cathode	Series	-

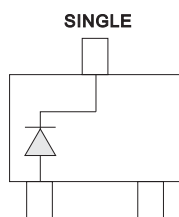


Fig.14

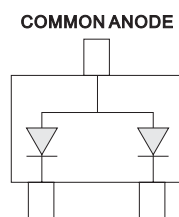


Fig.15

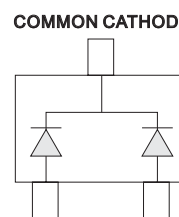


Fig.16

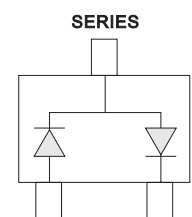


Fig.17



BAT54 SERIES

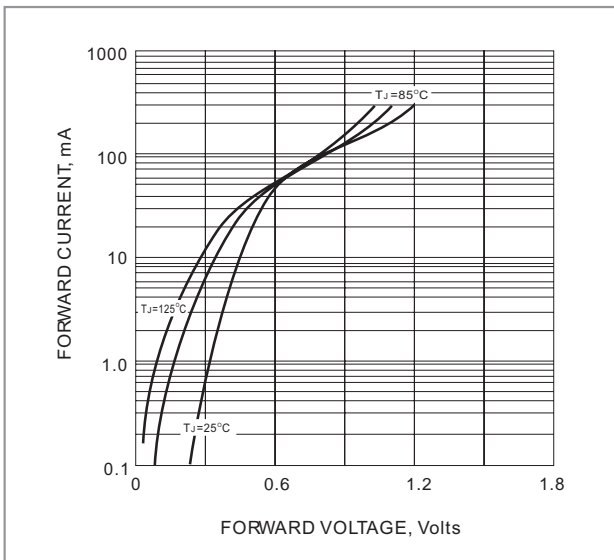


FIG. 1-TYPICAL FORWARD CHARACTERISTIC

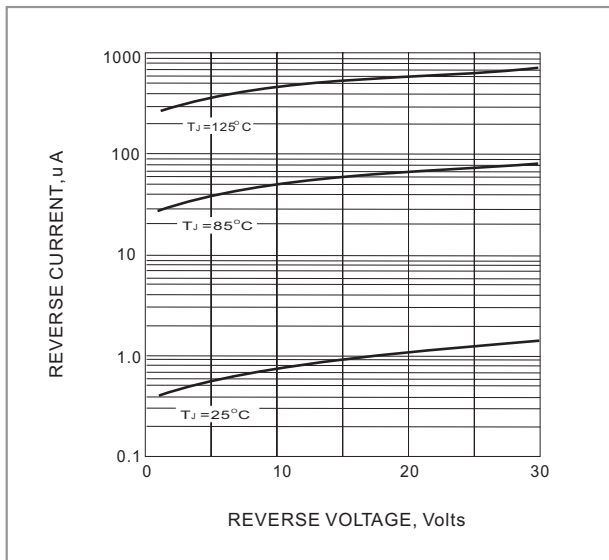


FIG. 2-TYPICAL REVERSE CHARACTERISTICS

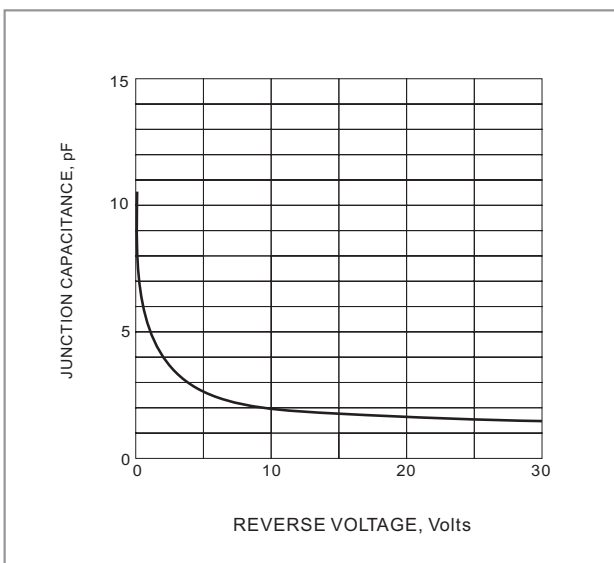


FIG. 3 TYPICAL JUNCTION CAPACITANCE

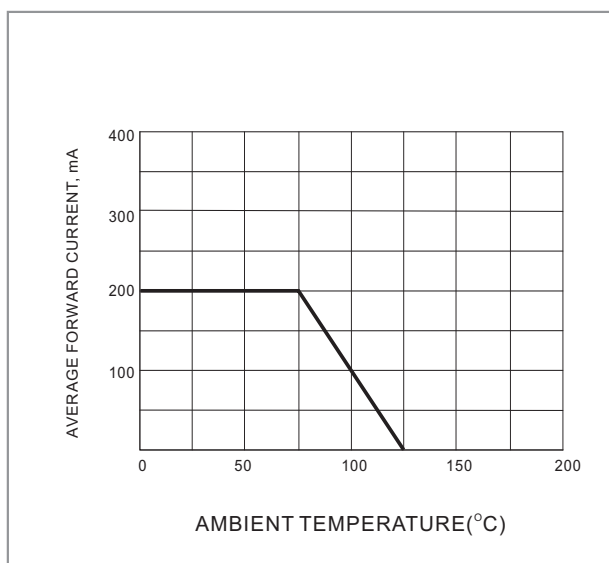
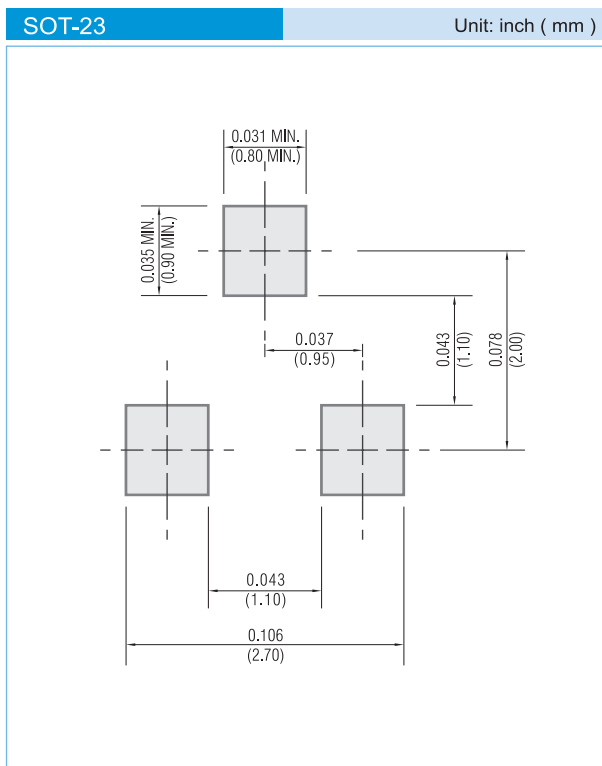


FIG. 4 FORWARD CURRENT DERATING



BAT54 SERIES

MOUNTING PAD LAYOUT



ORDER INFORMATION

- Packing information
 - T/R - 12K per 13" plastic Reel
 - T/R - 3K per 7" plastic Reel

LEGAL STATEMENT

Copyright PanJit International, Inc 2009

The information presented in this document is believed to be accurate and reliable. The specifications and information herein are subject to change without notice. Pan Jit makes no warranty, representation or guarantee regarding the suitability of its products for any particular purpose. Pan Jit products are not authorized for use in life support devices or systems. Pan Jit does not convey any license under its patent rights or rights of others.